

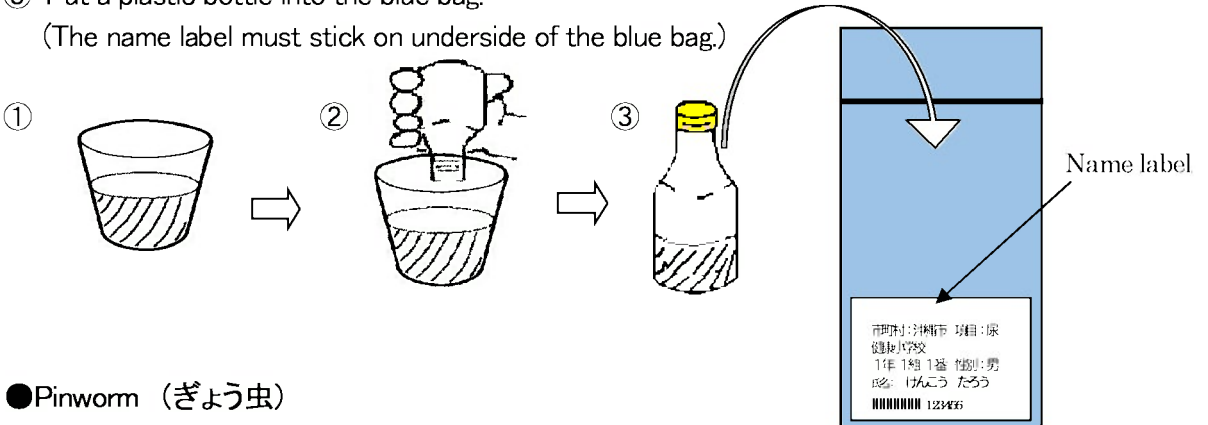
The Date of submission / / /

Instruction of sampling

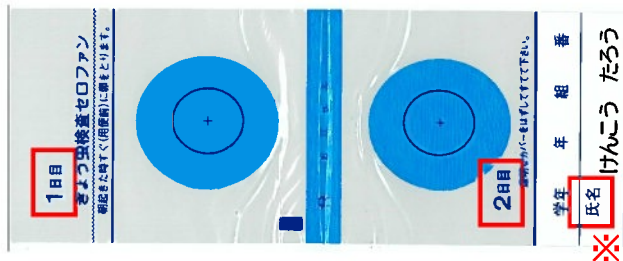
●Urine (尿)

※ Follow as shown picture below.

- ① Start Urinating and fill cup halfway.
- ② Suck up urine with a plastic bottle, until bottle is half full. (Please tighten the top.)
- ③ Put a plastic bottle into the blue bag.
(The name label must stick on underside of the blue bag.)



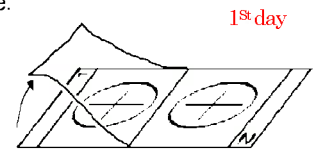
●Pinworm (ぎょう虫)



1st day

- ① Open number 1 of cellophane(Tester)
- ② With the blue circle, press anus firmly with the fingertip on top of the circle a couple of times, please do not include feces on tester.
- ③ Close the cover and do not open again until 2nd day sample is complete.

2nd day



- ① Open number 2 of cellophane(Tester).
- ② Do the same process (②) and (③) as the first day.



<After sampling>

Before handing it, peel off the clear cover and put the two sheet into one circle.

※(Be sure to write name on white part of the cellophane.)

